

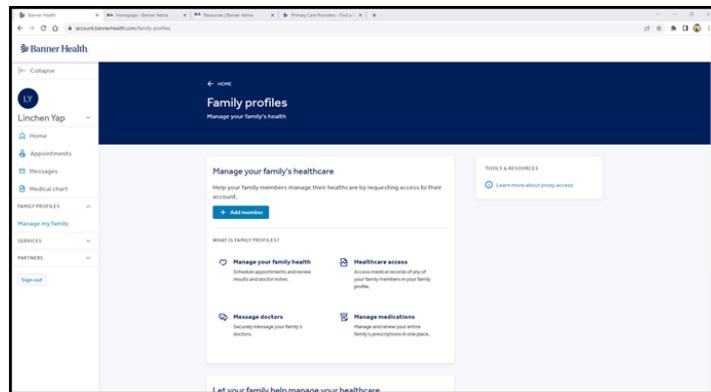
如何建立家庭賬號

Background/Introduction: How to add children to my account 背景介紹：如何建立家庭賬號

Navigates to bannerhealth.com 打開 Banner Health 首頁 www.bannerhealth.com . Login to your account 登入您的賬號

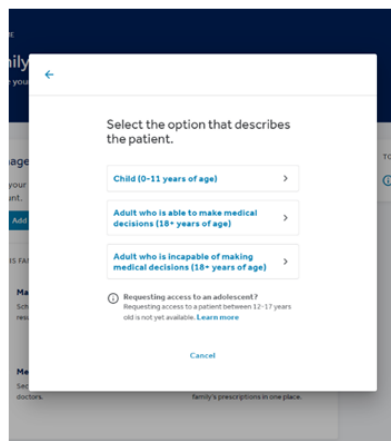
Step 1 第一步

- After you login, please click on “Manage My Family” on the left bar. 登入您的賬號後，請在主頁左邊“家庭檔案”下，按下“管理我的家庭”
- After you enter Family Profile, select “Add member” 進入家庭賬號頁面，按“新增家庭成員”



第二步

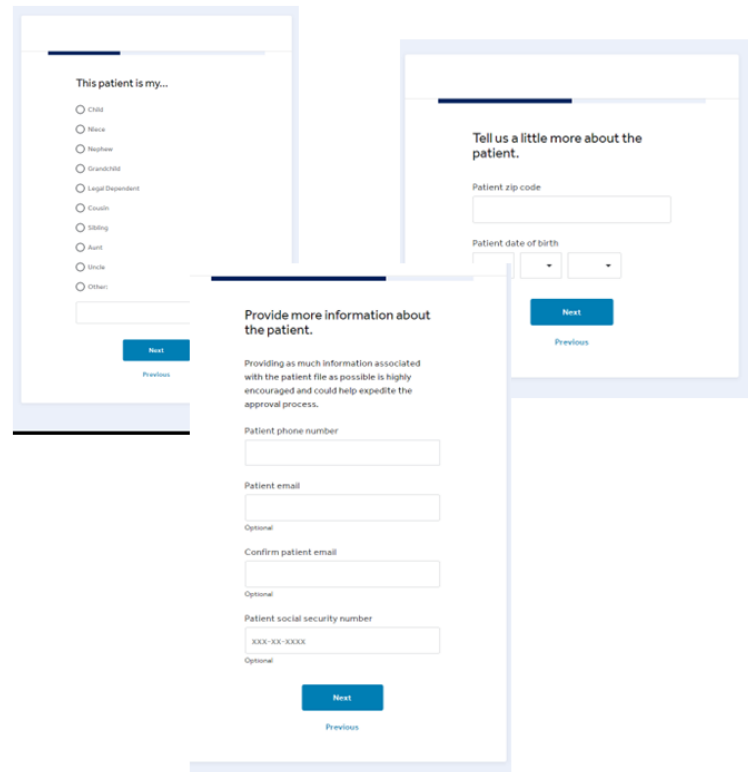
- Please choose child 0-11 選擇0-11歲
- For children between the age 12-17, please click on Learn More and follow the steps. 如果您的孩子在12-17歲，請按“Learn more”按步驟操作
- Fill out the minor patient you wish to link to 請輸入孩子的名字



如何建立家庭賬號

第三步

- Follow the instructions and select the patient's relationship to you "child"
- Enter patient zip code and birthday, the phone number, email you registered with the patient
- 選擇病人與您的親屬關係
- 輸入病人登記的郵遞號碼，生日，電話，EMAIL



第四步

- Ensure all information is correct before you click on "Submit Form". 最後確保所有的信息正確後，點擊“提交表格”。
- When a request is submitted, the review process can roughly 3 business days* (covid surges affect these times and reviews can take longer)
- When review of the request is complete, you will receive an approved or denied email. 您的申請提交後，工作人員將在三個工作日內批复並給您發送郵件告知結果。

